



THE CURRENTS

Our Mission

We seek to promote the knowledge and enjoyment of photography through education, programs, activities and

November/December 2015

President's Message

By Larry Hayes

If you were to ask RCCC members why they joined a camera club, I think a couple of the more common responses would be to learn more about photography and to improve their photographic skills. A great way to accomplish these goals is to participate in our digital and/or print competitions.

In my first year as a member, I didn't enter a single digital image or print. My reason was probably the same as that of many other members... my images just weren't good enough. Last year was different. As club president, I felt it was important to be a participant rather than a "lurker". So, with a little apprehension, I began entering images in digital competition. While some of my images scored pretty well, others resulted

in scores that were rather mediocre. The real eye opener to me though was two fold. I discovered that competition was not only fun and exciting, it also motivated me to get out and shoot more often and pushed me to improve my post processing skills. It also confirmed what I've felt for a long time: I'm my own worst critic. I have to believe the same holds true for most everyone else as well.

Viewing images that other members have submitted for completion is a great learning experience as well. Whether it's the way someone composed an image, the subject matter they chose, the technique they employed, or something they've done in post processing, there is always something to be learned from others, whether they

are beginners or have years of experience. I've heard comments from a few members indicating they aren't very good, or they have little to offer. Regardless of skill level or experience, I truly believe everyone has something they can share that's worthwhile to others.

So, I urge everyone to quit lurking and start participating, even if it's only with two or three images. Don't make competition only about the score that three subjective judges have assigned. Use competition as a sharing and learning experience. Make notes during competition and ask questions at the end of the evening. The more images we all enter, and the more questions we ask, the more everyone will learn and the better photographers we will become.

Inside this issue:

President's Message	1
Monthly Meeting Info	1
Infrared Photography	2
The Foxtrot	2
Image Competition Info	3
Member Galleries	3
What's in your Bag?	4
Photo Editing Tip	4
Photography Opportunities	5
Meeting Location	6
Board Members	6
Sunset Manor Presenters	6

Monthly Meeting Information

November: Wednesday, November 4, 2015 @ 7:00 PM

"Mastering Manual" presented by guest speaker Daniel Koons.

Mastering Manual is a class Daniel Koons has developed and taught to over one thousand photographers. The goal of the class is to teach professionals and new photographers alike how to capture the right photo, the first time. He teaches how simple it can be to get out of scene and program modes, and focus on the essentials. By understanding and properly changing three key settings in the right order, all photographers can take better photos. After you complete Mastering Manual you will not have to settle with blurred, dark, and inconsistent photos that require you to compromise, delete, or Photoshop them. Come and take your photography to the next level.



December: Wednesday, December 2, 2015 @ 7:00 PM

We will have two months worth of Photo Competition & Discussion. Come and join us to see some of the best photography Grand Rapids has to offer. We will also be having our Christmas Party!

"When words become unclear, I shall focus with photographs. When images become inadequate, I shall be content with silence."

Ansel Adams

Infrared Photography

By Mike Wendling

In 2012, I became interested in IR and decided to look into serious gear to do IR properly. I came across IR photographs over the years and sometimes they would leave a lasting impression.

Here is a list of my camera gear, websites and other information you may find useful if you decide to pursue IR photography.

1. Nikon D200 Full Spectrum conversion by Kolari Vision.

Other conversions can be done to your camera depending on your IR preference.

2. Filters program the Full Spectrum Conversion.

- Black and White Filters: 590nm, 630nm, 665nm, 720nm etc.
- Faux Color Filters: 047B Super Blue, 090 Super Color 590nm,
- 091 Pinkie 630nm, 099 550nm etc.



© Mike Wendling

Web Sites

Kolari Vision: www.Kolarivision.com

Mark Hilliard: www.markhilliardatelier.com
www.infraredatelier.com

There are so many different ways to go in photography I guess that's why I never get tired of it.

Any questions call me (616) 446-3797
 Email: mw993cab@hotmail.com

* Unconverted Camera using 720nm Filter



© Mike Wendling*



© Mike Wendling

The Foxtrot

By Jeff Clow

Photographing wildlife is such a thrill and I find three things very appealing about it:

1) The unexpected sighting - when a wild animal appears and your adrenaline quickens as you spring out of your car or off the chair and furiously grab your camera as the animal moves in front of you. You become really focused in a flash.

2) The chase - when you are simultaneously trying to photograph a moving animal while using your brain (and hands) to be sure your settings are correct for the scene. It is a ballet at triple time.

3) The review - both on the back of the camera and sitting in front of your monitor. After the wildlife has moved on, you have a chance to see if you were able to get a decent shot. Your adrenaline has slowed a bit - but the jolt you just got during the sighting (and the chase) is still in your veins and your heart is still pounding. You zoom in with magnifying tool on your camera to see if the eye is in focus and that you were able to freeze the action properly. Anticipation, joy and disappointment all in the space of a few precious seconds.

If you've never photographed wildlife, perhaps you should consider doing so.

It lets you know that you are alive in a way that few things do in today's modern world...

Visit Jeff's Webpage at www.jeffclowphototours.com



© Jeff Clow

"It lets you know
 that you are alive in
 a way that few
 things do in today's
 modern world"



Monthly Image Competition Information

2015 Assigned Subjects

November: Your First Initial (something shaped like it)


This will be interesting and challenging! I will not give many suggestions, because there will be many letters to find shapes for. But as an example, in my case I would be looking for an s shaped path, s curve in a road, or maybe a snake in an s position. There are s shaped hooks in hardware stores. Look for your initial shape in sculptures, geological shapes, sign shapes, nature shapes, (evergreen trees shaped like the letter A) architecture, toys, playground hardware, and all sorts of things.

December: Boats


It helps to be by water to shoot this subject, but it is not mandatory. This subject can include model boats, sculptures, sand sculptures, under water ship wrecks, murals, boats in museums, signs with boats on them, jewel-



© Dan Gomer



© Bob Bayer



© Cal Dyke



© Larry Hayes

Submitting Images for Monthly Club Competition

Active Members may submit up to 6 images, 1 must be in the Assigned category. You may enter up to 5 images in any other category for a total of 6 images in both Digital and Print Competitions. For more information on submitting images, please see pages 12 thru 13 of the member handbook.

DIGITAL IMAGES

Send your images to "RCCCDigital@RiverCityCameraClub.org" by midnight on the Wednesday prior to competition.

PRINTS

Due by 6:50 PM on evening of competition.

Competition Categories Available

Assigned, Creative, Monochrome, Nature, Open, Photojournalism, Portrait, and Scapes.

Reference our Member's Guide for more information on Categories and Competition Rules

[http://www.rivercitycameraclub.org/
images/2015_RCCC_MembersGuide.pdf](http://www.rivercitycameraclub.org/images/2015_RCCC_MembersGuide.pdf)

Member Photo Galleries

NEW

Name	Website	500px	flickr	Instagram	ViewBug
Bayer, Bob	N/A		https://www.flickr.com/photos/bayer-essence	N/A	N/A
Bennett, Dean	VotoArt.com		N/A	N/A	N/A
Darnell, Christine	N/A		https://www.flickr.com/photos/christinedarnell/	Christine Darnell Photography	N/A
Darnell, Mark	N/A		https://www.flickr.com/photos/48448728@N00/	N/A	dmarque
Gomer, Dan	N/A	https://500px.com/dgportfolio	https://www.flickr.com/photos/graphicexpressions/	N/A	N/A
Hayes, Larry	N/A		https://www.flickr.com/photos/128075574@N03	N/A	N/A
Lewis, Jan	JanLewisPhoto.com		https://www.flickr.com/photos/39499434@N06	JKLewis5Z	N/A
Povenz, Kevin	N/A		https://www.flickr.com/photos/19613665@N08	N/A	N/A
Sego, Tom	N/A		https://www.flickr.com/photos/127875739@N07	N/A	N/A
Wier, Jeff	PointNorthPhotography.com		N/A	N/A	N/A

What's in your Bag?

By Kevin Povenz

I Kevin Povenz confess that the items listed are readily available to me for my photography journeys.



Now this list is nothing really to brag about as I know I do not buy "top of the line equipment" but I try to get the most out of the equipment that I have. That being said, holy crap do I have a lot of stuff to take photos. All this equipment of course does not fit in my bag but it does fit in the tote that is always in the back of my Jeep.

It's not about what you have, but that you enjoy what you are doing. I have a friend that has a tripod and a Sony mirrorless camera, and that's it. And I tell you he has as much fun as I do when we go out together.

What I want from all of you is to tell me about some of the unique things you have in your bag that help you with your photography. Some things that you could share that someone else may never have thought about. We will share what others have in their camera bags/ totes in our next issue.

Come-on, what's in your bag!!

email me at...

vicepresident@rivercitycameraclub.org

Cameras

Canon 60d – nice step up from the Canon t1i but already looking at what is next

Canon T1i (backup)

3 batteries each plus battery charger

Memory Cards: 1-32GB, 3-16GB, 1-8GB & 1-4GB

Lenses

Sigma 70 mm macro – nice lens but wish this was at least a 100mm

Sigma 10-20mm solid f/3.5 (favorite lens) – great for landscape, sunset and sunrises

Canon 50mm f/1.4 – fastest lens in the bag

Sigma 18-200mm (all around lens) – been in the repair shop 3 times

Sigma 150-500mm – great for wildlife and birding but needs good light as at 500mm it is f/6.3

Filters

Hoya 10 stop – fun filter but you need the right conditions to use it

Hoya circular polarizer – using this filter a little more lately with the fall colors

Step down rings – so I can use the above filters on both 10/20 and 18/200

Cokin – Holder & Graduated Neutral Density (sunset/sunrise – landscapes) – use these for almost every sunset/sunrise photo

Various cheaper neutral density – most are a waste of money

Tripod / heads

Tripod – Manfrotto 055 – a tripod is a must have in everyone's bag

Monopod – Benro A48F – use this for most wildlife walks

Pistol grip head – fast and easy to use when shooting wildlife – always on the monopod

Ball head – better for landscapes and macro shots – always on the tripod

External Flash

Promaster 7500EDF – don't use it as much as I should – I need to learn more about this tool

Lightning Trigger

AEO Photo Multi Trigger Pro – Micro MT Pro 3.0 – fun but a little costly

Odds & Ends

- Flashlight & Spare batteries – get a good one – reliable
- Lens cleaner / cloths
- Small water spray bottle (dew drop maker) if

there isn't any dew on the plants

- Wired remote control – a must for macro shot and shooting the moon
- Blower for removing dust
- Camera user guide
- Plastic white bag – when things get a little wet
- Small homemade beanbag – use to balance camera on the ground for macro shots
- Plamp – a clamp for plants – helps to position a plant for better lighting conditions
- Complete body Camouflage cover-up – designed for nature photography
- Wire straps for your boots – safer walking on the ice
- Small tripod for macro photography
- 12 inch Reflector Lite Disk – directing light on your flowers
- Extra sweat shirt
- Hooded rain jacket
- 3 pairs of gloves
- Plastic sleeve that fits over camera when shooting in the snow/ rain
- Asprin / Pepto bismol tabs – my stomach can turn on a dime
- Spare roll of toilet paper – never leave home without it

Photo Editing Tip

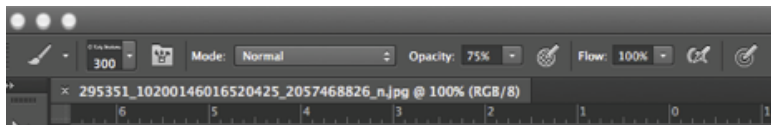
By Kelly Walkotten

Micro Control Of Scrubby Sliders In Photoshop

This is a quick way to change the percentage or amount without having to type in the desired number or click the down arrow and then move a slider with your mouse.

Whenever you see an input box with numbers, hover your cursor over the text next to that box. The curser will change to a hand with a finger pointing. Click on the text and drag to change the values.

Hold down the Option (PC: Alt) key as you drag and the sliders change at 1/10 speed. This allows you to get a precise setting. Hold down the Shift key and the amount will rapidly change at 10x the speed.



"A portrait is not made in the camera but on either side of it."

Edward Steichen

Photography Opportunities in November & December

By Sharon VanderBoon

November/December 2015

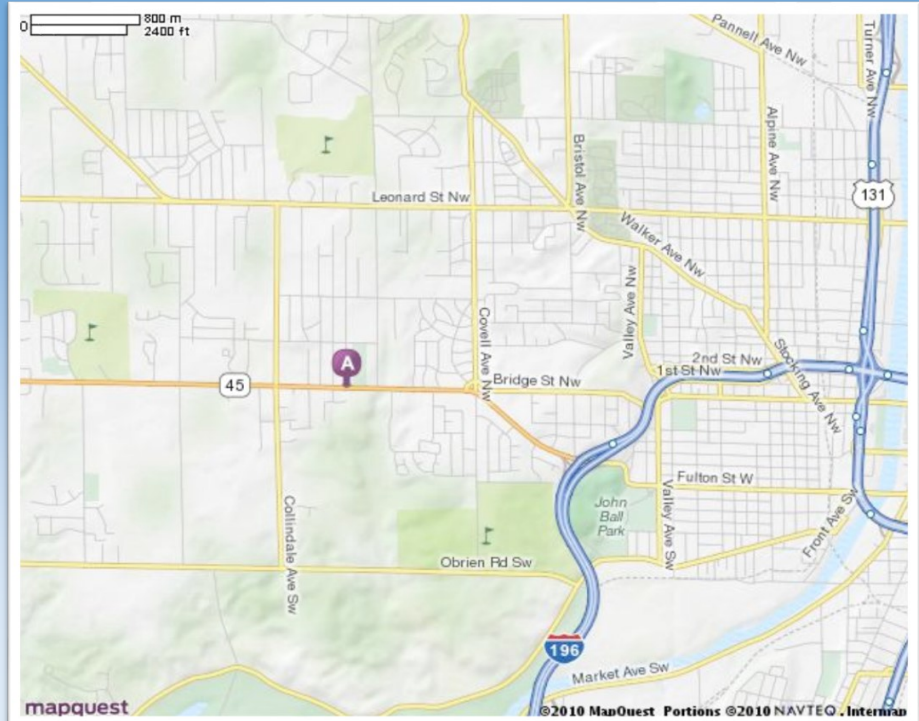


Description	Location	Date	Web Page
Christmas Parade	Hudsonville	Nov 21	http://business.hudsonvillechamber.com/events/details/hudsonville-holiday-parade-1701
Aglow on the Avenue Holiday Parade	Downtown Ludington	Nov 28	http://www.ludington.org/aglow-on-the-avenue-parade
Magical Christmas Parade	Zeeland	Nov 30	http://www.ci.zeeland.mi.us/Community/CommunityEvents/tabid/3510/Default.aspx
2015 Zeeland Holiday Train Show	Howard Miller Library & Community Center	Nov 30-Dec 16	http://www.ci.zeeland.mi.us/Community/CommunityEvents/tabid/3510/Default.aspx
Parade of Lights	Downtown Holland	Dec 1	http://www.holland.org/includes/calendar-of-events/Parade-of-Lights/3313/
Victorian Sleighbell Parade & Olde Christmas Weekend	Manistee	Dec 3-6	http://www.visitmanistee.com/local-events/sleighbell-festival#.VizGtfmrTIE
Candlelight Christmas Parade	Downtown Dowagiac	Dec 4	http://www.eventcrazy.com/Dowagiac-MI/events/details/25694-Candlelight-Christmas-Parade
Sinterklaas Eve	Downtown Holland	Dec 4	http://www.cityofholland.com/downtownservices/sinterklaas-eve-procession
Holiday Lighting Ceremony	Rockford	Dec 4	http://wmta.org/event/holiday-lighting-ceremony/
Light up the Bluff	St. Joseph	Dec 4	http://www.stjoetoday.com/all-events/details/light-up-the-bluff
Jingle Bell Parade	Downtown Grand Haven	Dec 5	https://grandhavenchamber.org/jingle-bell-parade/
Santa Parade	Downtown Rockford	Dec 5	http://rockfordmichamber.com/events/santa-parade-2/
Reindog Holiday Parade	Downtown St. Joseph	Dec 5	http://www.michigan.org/events/reindog-holiday-parade/
Christmas Parade	Downtown Saugatuck	Dec 5	http://www.saugatuck.com/calendar/Dec.htm
63rd Annual White Lake Area Christmas Parade	White Lake Area	Dec 5	http://www.whitelake.org/event/2180/
Annual Circle of Trees & Dog Parade	Walker Park in Muskegon	Dec 6	http://www.shorelinevisitorsguide.com/event/annual-circle-of-trees-dog-parade/
New Year's Eve Celebration & Fireworks in Saugatuck	Saugatuck	Dec 31	http://www.saugatuck.com/calendar/Dec.htm

Meeting Location

Covenant Village of the Great Lakes
2510 Lake Michigan Drive NW
Grand Rapids, Michigan

www.covenantgreatlakes.org



2015-2016 Board and Committees

President: Larry Hayes

President@RiverCityCameraClub.org

Vice President: Kevin Povenz

VicePresident@RiverCityCameraClub.org

Treasurer: Dan Gomer

Treasurer@RiverCityCameraClub.org

Secretary: Holly Feltzer

Secretary@RiverCityCameraClub.org

Digital Coordinator: Bob Bayer

RCCCDigital@RiverCityCameraClub.org

Fundraising:

Fundraiser@RiverCityCameraClub.org

Competition Chair: Sharon VanderBoon

Competition@RiverCityCameraClub.org

Newsletter: Dan Gomer

RCCCNews@RiverCityCameraClub.org

Webmasters: Bob B., Dan G., and Kevin P.

Webmaster@RiverCityCameraClub.org

Sunset Manor Presenters Needed!

Interested in presenting a photo show at Sunset Manor?

Not only is this a good fundraiser for the club, but residents of Sunset truly enjoy the Friday night shows.

Plan for approximately a 45-50 minute show with remaining minutes of the hour for questions. The residents have had life long experiences that the shows draw them back to and they have many comments and questions.

Please contact one of the Board Members for more information.

Digital Coordinator Needed

Beginning January 2016!

Interested in managing and presenting our member's images for bi-monthly competitions?

Please contact Bob Bayer for more information at RCCCDigital@RiverCityCameraClub.org

Do you have something you would like to share in the next Newsletter?

If you have any photography tips, news, photos, or suggestions for the next issue of The Currents, please submit by December 5, 2015.

Send to: RCCCNews@RiverCityCameraClub.org