



THE CURRENTS

Our Mission

We seek to promote the knowledge and enjoyment of photography through education, programs, activities and

January/February 2016

Project 365 Photo Challenge



Why you should participate

- It's going to be fun!
- You will learn more about your camera.
- You will learn to "see" better.
- You will have the opportunity to get out of your comfort zone.
- You will become a better photographer.

Tips for Success

- Take your camera wherever you go.
- Try things you have never done before.
- Don't be afraid to experiment.
- Photograph anything and everything.
- Don't wait until the end of the day to take a photo.
- Shoot a different theme each week.
- Remember... the idea is to shoot 365 pictures, not 365 masterpieces.
- If you miss a day here and there, don't quit... there are no Project 365 police!
- Don't overthink it... just shoot and have fun!

Contact Larry Hayes for more information.

Inside this issue:

Project 365 Challenge	1
Monthly Meeting Info	1
Weekend Photographer	2
Image Competition Info	3
Member Galleries	3
Photo Editing Tip	4
Photography Opportunities	5
Meeting Location	6
Board Members	6
Sunset Manor Presenters	6

Monthly Meeting Information

January: Wednesday, January 6, 2016 @ 7:00 PM

"A Love of Birds, Light and Composition" presented by guest speaker Josh Haas.

This program will feature Josh's finest images as he shares how bird knowledge is vital to creating more pleasing and artistic photographs. Josh will also share his approach to exposure, composition and common sense techniques for working with subjects.

Josh is a Michigan Birder, President of Battle Creek Audubon, Nature Photographer and Co-Owner of Glances At Nature Photography. Josh loves being in and photographing anything in nature but has a real passion and expertise in bird photography. He leads trips and workshops all around the Midwest and partners with local organizations such as the Kalamazoo Nature Center, Kellogg Bird Sanctuary, the Pierce Cedar Creek Institute and Michigan Audubon for programming and workshops. Josh's work can be found on-line at www.glancesatnature.com, as well as various Michigan publications.



"The camera is an instrument that teaches people how to see without a camera."

Dorothea Lange

February: Wednesday, February 3, 2016 @ 7:00 PM

We will have two months worth of Photo Competition & Discussion. Come and join us to see some of the best photography Grand Rapids has to offer.

Visit our webpage at www.rivercitycameraclub.org for more information

The Life of a Weekend Photographer

By Kevin Povenz

The alarm is set for 4:30 AM.....must be a Saturday. Every week I look forward to the weekend just as everyone else does, except for me it is about getting up early instead of the excitement of getting in a few extra hours of sleep. You see for the weekend photographer like me we only have 2 mornings of good light a week because the other 5 days we are at our jobs, supporting our "money hungry hobby".

As the alarm goes off at 4:30 AM, rarely does the alarm actually go off as I have been laying wide awake in anticipation for the last 45 minutes. I turn the alarm off so not to wake my wife and quietly jump out of bed. Most Saturday mornings my wife never hears me, but my dog, Tucker he is there ready to go and start his day. That means he has to go to the bathroom.....now! So before I get to go, he gets to go, not sure how that ever started but he is out in the yard before I get a chance to head to the bathroom. After the dog has been taken care of and I am finished in the bathroom it is time to check the weather. Being a photographer everything revolves around the weather. Is it raining, snowing, windy, cold, hot, cloudy, partly cloudy, no clouds, foggy and most importantly, what time is the sun going to rise? Living here in west Michigan the weather changes fast, so if you thought you knew what the weather was going to be like the night before you better check again in the morning. Chances are it has changed.

Well this morning looks perfect....the best weather report that I have found is the one I perform myself each morning as I take my dog out to do his thing. I leave all the lights off in the house and check the sky for clouds, not too many clouds, just the right amount of clouds to create a beautiful sunrise with and this morning looks very promising. Just the right amount of clouds spread over the entire sky, I can see the moon and stars, and this is always a good sign. The air is a little crisp, perfect for just a couple layers of long sleeve shirts and a hooded dark sweatshirt. No rain is forecasted and the sun comes up in about an hour. I head back to my bedroom get dressed according to my personal weather report and try to be a quiet as possible. You see my wife and I both really look forward to the weekends. But she is one of those people that are looking for that few extra hours of sleep and not really caring if the sun is going to rise today or not. So I quietly give her a kiss goodbye and tell her I will be back when the light isn't good anymore. She mumbles something that resembles "be careful and love you too".


I load up the Jeep with my gear, grab an extra pair of boots, (you never know) a handful of whatever is laying around for breakfast and a bottle of water and out the door I go. As I open the garage door I again check the sky for clouds because you know it has been about 20 minutes since the last time I checked them. Cool....the clouds are still there looking promising. As I pull out of the driveway and head to a predetermined sunrise location I am always looking at the sky thinking.....did I leave early enough, and I see some light to the east, I knew I should of left 15 minutes earlier, I should have been there by now. So I press on the gas and try to get there as fast as I can, the blood starts to pump a little faster now, as I can just tell that this morning there might be a great sunrise. You head down the dirt road and find your spot by a small lake that has never failed giving you great reflection during your sunrises. When you pull up you see that your photo buddy is already there waiting for you and says "about time, where have you been". You quickly get your gear out of your car checking to see how many minutes you have until sunrise. Both of you head down near the edge of the lake in anticipation of capturing that great sunrise that has been eluding you over the last few weekends. Standing along the water's edge you have time to rest a bit and talk to your buddy about what the day will bring, where we are headed and what photos we will get. This, to me is one of the best parts of the morning. Both of you start to notice a little coloring starting to develop in the clouds and sky, you get ready to start doing what you love to do.

The rest of the morning is up to Mother Nature.....



© Kevin Povenz

"The best weather report that I have found is the one I perform myself each morning as I take my dog out to do his thing"



© Kevin Povenz



Monthly Image Competition Information

2016 Assigned Subjects

January: Reflections

Reflection photography defined: Is the art or technique of using reflective surfaces to capture beautiful, unique images. Most commonly used shiny surfaces are water, windows, and mirrors. This is simply having subject matter reflected or mirrored in or on a shiny surface. Reflections can be found in streams, lakes, puddles, or any wet surface. A shiny table top is good for getting reflections when doing still life photography. Look for great reflections on buildings with glass facades.

February: Movement

Photograph people, objects, animals, birds, trains, vehicles, etcetera, in such a way as to portray motion. You will probably need to use a slower shutter speed to accomplish this. One can pan with the moving subject and have the background show movement, or have the whole image with a motion blur. For numerous ideas on what to shoot, Google "Motion Photography". And for tips and instruction on how to shoot motion photography, go to: <http://digital-photography-school.com/beginner-to-capturing-motion-in-your-photography/>.

It is that time of year again to submit suggestions for assigned subjects for the 2016-2017 photography club year. Ballots will be handed out at the January meeting to write 3 suggestions on. These will be collected at the meeting. The number of times a subject is requested will determine which ones are the "winners". The new list for 2016-2017 will be available at the February club meeting.



© Linda Greer



© Jim Vining

Submitting Images for Monthly Club Competition

Active Members may submit up to 6 images, 1 must be in the Assigned category. You may enter up to 5 images in any other category for a total of 6 images in both Digital and Print Competitions. For more information on submitting images, please see pages 12 thru 13 of the member handbook.

DIGITAL IMAGES

Send your images to "RCCCDigital@RiverCityCameraClub.org" by midnight on the Wednesday prior to competition.

PRINTS

Due by 6:50 PM on evening of competition.

Competition Categories Available

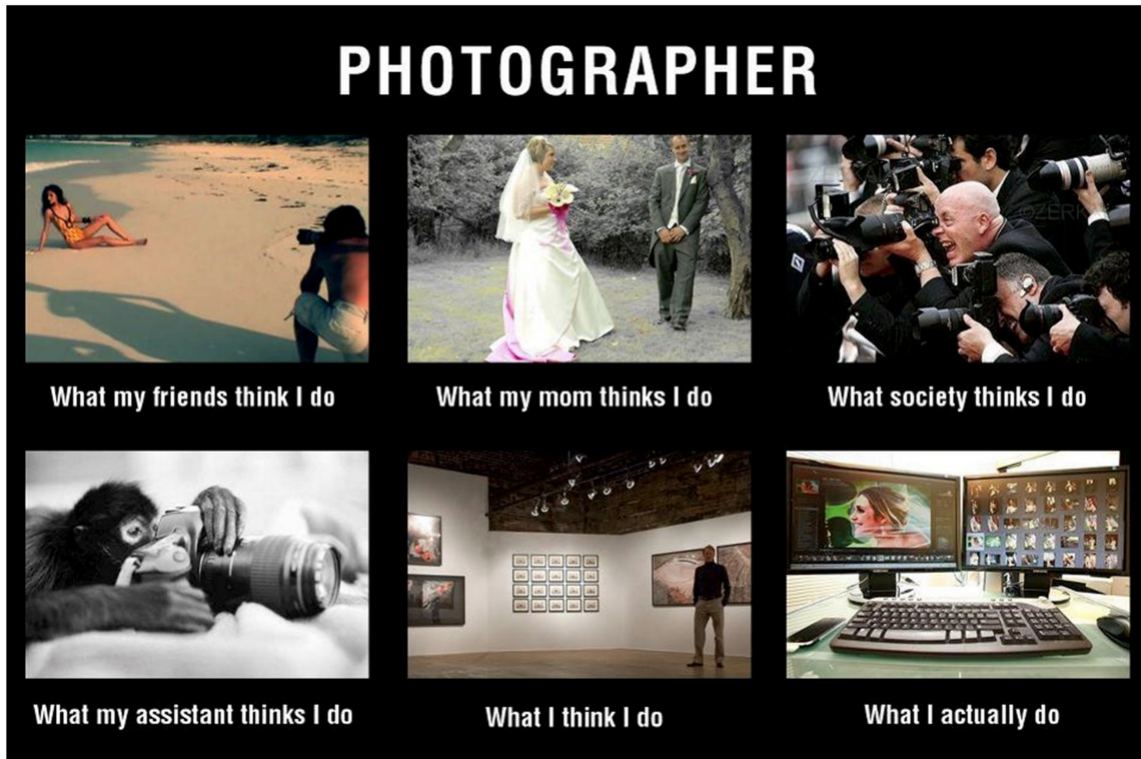
Assigned, Creative, Monochrome, Nature, Open, Photojournalism, Portrait, and Scapes.

Reference our Member's Guide for more information on Categories and Competition Rules

http://www.rivercitycameraclub.org/images/2015_RCCC_MembersGuide.pdf

Member Photo Galleries

Name	Website	500px	flickr		ViewBug
Bayer, Bob			https://www.flickr.com/photos/bayer-essence		
Bennett, Dean	VotoArt.com				
Darnell, Christine			https://www.flickr.com/photos/christinedarnell/	Christine Darnell Photography	
Darnell, Mark			https://www.flickr.com/photos/48448728@N00/		dmarque
Gomer, Dan		https://500px.com/dgportfolio	https://www.flickr.com/photos/graphicexpressions/		
Hayes, Larry			https://www.flickr.com/photos/128075574@N03		
Lewis, Jan	JanLewisPhoto.com		https://www.flickr.com/photos/39499434@N06	JKLewis52	
Povenz, Kevin			https://www.flickr.com/photos/19613665@N08		
Sego, Tom			https://www.flickr.com/photos/127875739@N07		
Vining, Jim	jimviningphoto.blogspot.com/#/				
Vining, Regina	reginaisabellavining.blogspot.com				
Wier, Jeff	PointNorthPhotography.com				



<http://blog.unusualfocus.com/tag/humor/>

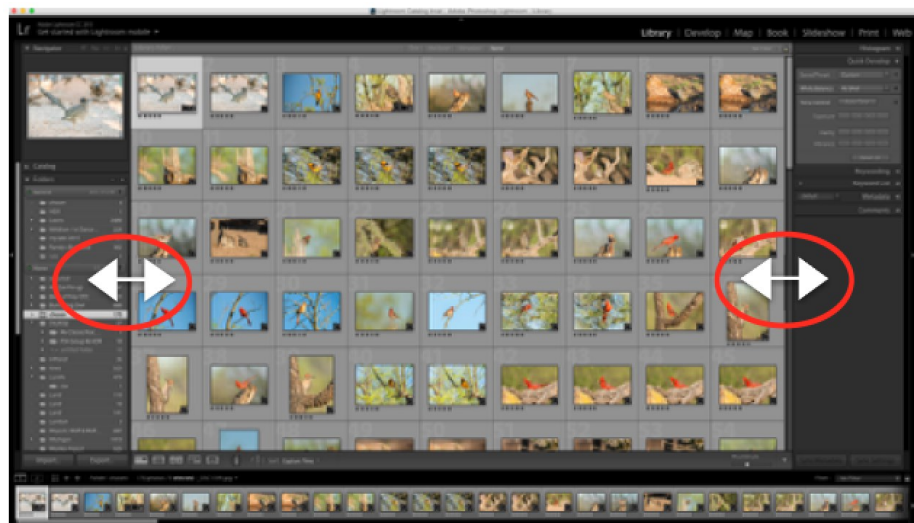
Photo Editing Tip

By Kelly Walkotten

Making Panels Larger Or Smaller In Lightroom

You can customize the size of your side panels in Lightroom to your liking.

If you want your panels wider or thinner, just move your cursor right over the edge closest to the center Preview area. Your cursor will change into a two-headed cursor. Click and drag your panels out wider or drag them in to make thinner. This also works for the Filmstrip at the bottom.



"Don't shoot what it looks like. Shoot what it feels like."

David Alan Harvey

Photography Opportunities in January & February

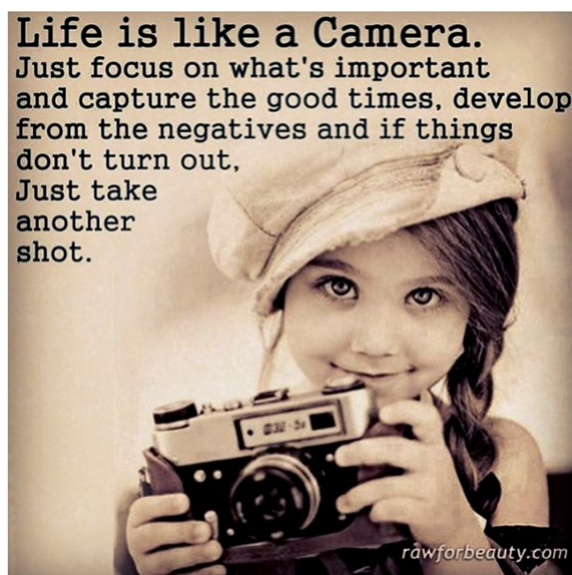
By Sharon VanderBoon

I would advise calling or going online to verify times and dates for these events. It has been my experience, though not often, that things change.



January/February 2016

Description	Location	Date
Felt Mansion: Self Guided Holiday Tours of the Felt Mansion from 2:00-4:00 pm. A fee is charged. See more than 25 decorated trees and 5.000 outdoor lights. For more information go to: www.feltmansion.org .	Holland	January 1
Wintervention: Snowman building competition, etc.	Downtown Zeeland	January 30
Rail Jam: Open to snowboarders and skiers. Free for open riding. Professional demonstrations take place throughout the day.	Downtown Holland	January 30
Magical Ice Festival	Downtown St. Joseph	February 5-7
Ice Breaker Festival: Chili cook-off, ice carving, ice skating, and more!	South Haven	February 5-7
Sweetheart Splash: Make a donation, profess your love, and then make a splash into the icy waters of the Rogue River!	Rockford	February 6
Winterfest: Fishing tournaments, chili cook-off, snowman building contest, food, music, and Freezin for a Reason Polar Bear Dip, and much more.	Pentwater	February 13 & 20
Gilmore Car Museum: 90 acre area of old barns and buildings full of over 300 vintage cars and motorcycles.	Hickory Corners	Year round

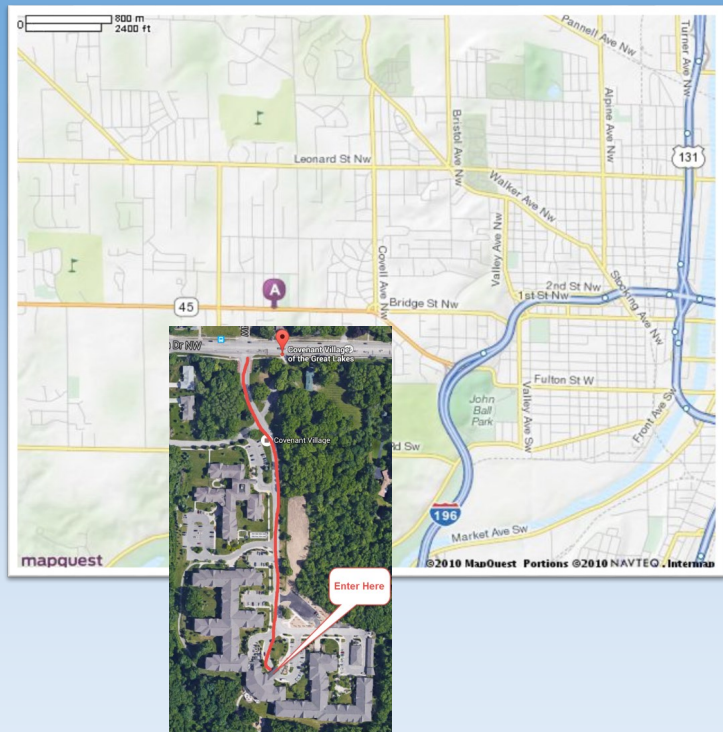


Meeting Location

Covenant Village of the Great Lakes
2510 Lake Michigan Drive NW
Grand Rapids, Michigan

www.covenantgreatlakes.org

Note: Follow the entrance all the way to the back until you arrive at the Senior Dining Center (see satellite map to the right).



2015-2016 Board and Committees

President: Larry Hayes

President@RiverCityCameraClub.org

Vice President: Kevin Povenz

VicePresident@RiverCityCameraClub.org

Treasurer: Dan Gomer

Treasurer@RiverCityCameraClub.org

Secretary: Holly Feltzer

Secretary@RiverCityCameraClub.org

Digital Coordinator: Jim Vining

RCCCDigital@RiverCityCameraClub.org

Fundraising:

Fundraiser@RiverCityCameraClub.org

Competition Chair: Sharon VanderBoon

Competition@RiverCityCameraClub.org

Newsletter: Dan Gomer

RCCCNews@RiverCityCameraClub.org

Webmasters: Dan G., Jim V. and Kevin P.

Webmaster@RiverCityCameraClub.org

Sunset Manor Presenters Needed!

Interested in presenting a photo show at Sunset Manor?

Not only is this a good fundraiser for the club, but residents of Sunset truly enjoy the Friday night shows.

Plan for approximately a 45-50 minute show with remaining minutes of the hour for questions. The residents have had life long experiences that the shows draw them back to and they have many comments and questions.

Please contact one of the Board Members for more information.

Cookie Brigade



Signup for meeting treats is now online! This new service includes an automated reminder for those that have signed up and a view of available slots for those that haven't.

Please contact Holly Feltzer for more information at Secretary@RiverCityCameraClub.org

Do you have something you would like to share in the next Newsletter?

If you have any photography tips, news, photos, or suggestions for the next issue of The Currents, please submit by February 5, 2016.

Send to: RCCCNews@RiverCityCameraClub.org