



THE CURRENTS

River City Camera Club

November, 2012

Inside

- President's Message**
- President's Message October**
- Novembers Meeting**
- From the Editor**
- Cookie Brigade**
- Photoshop Tip**
- December Meeting**
- Assigned Subjects**
- October Photoshop Tip**
- Photography Talk**
- April Mini Programs**
- Scores**

Did you know you can pay for your membership and donate to the club from the website? Even order club logo clothing.

See <http://http://rivercitycameraclub.org/membershipsandproducts.html>

PRESIDENT'S MESSAGE

Happy November! I was doing some photo shoots with some models in the last month and started thinking how, when I'm in the mood and the model is in the mood at the same time I get more images that have a fighting chance in competition. On the flip side, when either of us is "out of sorts" or just can't connect and the images are, well the best way to say it is, flat or disconnected.

Lord Patrick Lichfield is a famous British photographer known for doing artistic portrait photography. He said, "Remember that the person you are photographing is 50% of the portrait and you are the other 50%. You need the model as much as he or she needs you. If they don't want to help you, it will be a very dull picture."

When I found the quote I knew he was absolutely right. It is the connection with the model that can make or break a photograph. So if you are interested in portrait images remember to try to make a connection with the model. One way I break the tension is by making jokes about myself to get them to smile or laugh. Laughter is a natural stress reducer. I also get them to talk about themselves. After all, isn't that a comfortable subject and I know people love to talk about themselves. Either way I develop a more comfortable environment and they respond by giving more of themselves. This is essential to obtaining a great image.

You can even practice at our social time in club. No camera to worry about but getting others to be comfortable and it may be a good way to develop some support and possibly a friend or photography pal. Just remember to do something to develop a friendly environment with your models and you are already 50% of the way there.

Take a shot,

FROM THE EDITOR

I apologize once again for missing last month's issue. I have all the usual excuses, but they don't really matter. I will do better in the future.

Because I missed last month's issue, this month you get two Presidents' columns and two Photoshop tips. You also get a longer column from me.

This newsletter is still a work in progress, it's just not progressing as fast as I would like it. I hope you will be patient with me.

I'm still looking for authors or regular column contributors. If you like to write, or just have a tip for me, please send it in. The address is:

fundraiser@rivercitycameraclub.org

I really would like to hear what you think.

COOKIE BRIGADE NOVEMBER 7TH

Lori Wysocki
Sharon VanderBoon
Mike Mitchell

PRESIDENT'S MESSAGE OCTOBER

“Light makes photography. Embrace light. Admire it, Love it. But above all, know light. Know it for all you are worth and you will know the key to photography.” -- George Eastman.

I remember when I started to come to RCCC hearing, “you have to learn to – see the light to get great images”. I had no idea what that really meant or why it was important. I also ignored it for a long time.

As I learned I realized that I was looking for light and I could actually SEE it! How it hit my subjects, how it could make certain characteristics stand out, hide others, and create movement of the viewer's eye.

I got excited that I learned something that was valuable to making better images and my images improved over the years because I learned to look at how my subjects were lit and changed it when I could.

So, while you are considering what physically to photograph and the technical aspects such as aperture (depth of field), shutter speed (stop/not action), and ISO (grain detail) remember that light is also a compositional element and is something to look for before you take your image.

The next time you are out walking around (even without your camera) take a few minutes and look for light. Practice SEEING light and likely your images will start to change and improve too.

THE NOVEMBER MEETING AN INTRODUCTION TO MACRO AND CLOSE-UP PHOTOGRAPHY

Macro and close-up photography can show you new, seldom seen, exciting vantage points. However, macro and close-up photography requires careful attention to photographic technique from the photo taker. During the club's November 2012 program, Larry Heydenburg will introduce you to various necessary macro and close-up photography techniques and equipment. Please come and learn what is needed to produce and improve the quality of your macro and close-up photographs.

DECEMBER MEETING HOLIDAY PARTY

The December Meeting is the Holiday Party. No Program. Please bring a dish to share with everyone else.

Photography Quote of the Month

“Photography is a way of telling what you feel about what you see.” - Ansel Adams

PHOTOSHOP TIP OF THE MONTH

The Move Tool & The Arrow Keys

Kelly Walkotten



Get in the habit of calling up the Move Tool with the keyboard shortcut, which is the letter **V**. Once the Move Tool is active you can use your **Keyboard Arrow Keys** to nudge a layer or selection in 1 pixel increments. To speed things up, **Press Shift** along with an arrow key to nudge in 10 pixel increments.

ASSIGNED SUBJECTS

NOVEMBER 2012: ODD SHAPES

Best not to submit an image of anyone you know in this! LOL If we leave out people, we are left with such things as sculptures, various forms of art and design, buildings, homes, rocks, stones, food items, animals, bugs, plants, birds, cars, shoes, glasses, pottery, boats, clouds, weathered stumps, ornaments, trees, lichens (they form odd shapes on whatever they are growing on), mushrooms, carnival rides, hats, and much more. What is considered odd, is in the eye of the beholder, so this will be interesting. Good sources for odd shapes can be found at Frederick Meijer Gardens & Sculpture Park, ArtPrize in downtown Grand Rapids in September, and the La Grande Vitesse (red sculpture) at Calder Plaza in Grand Rapids.

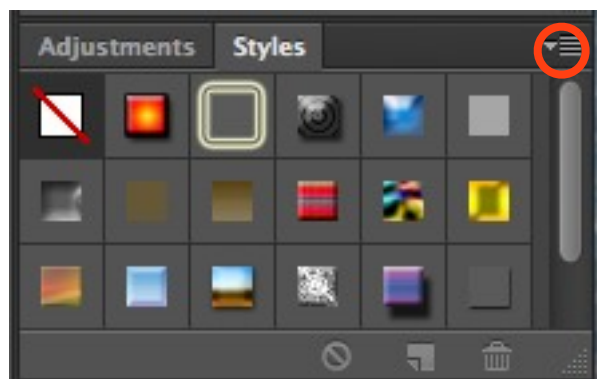
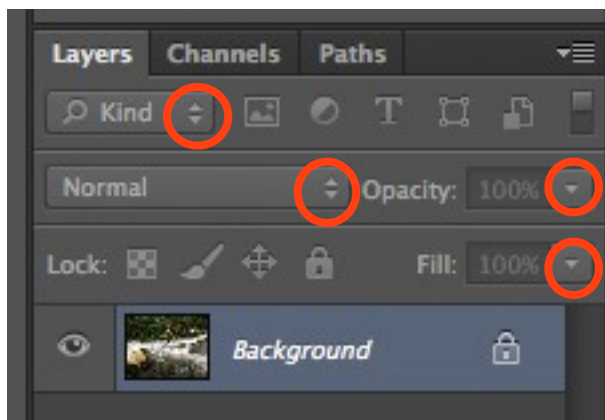
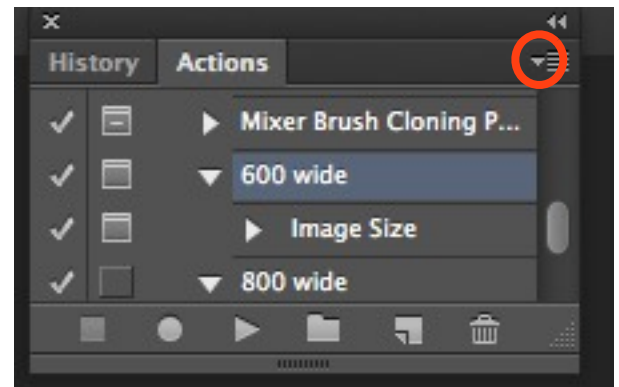
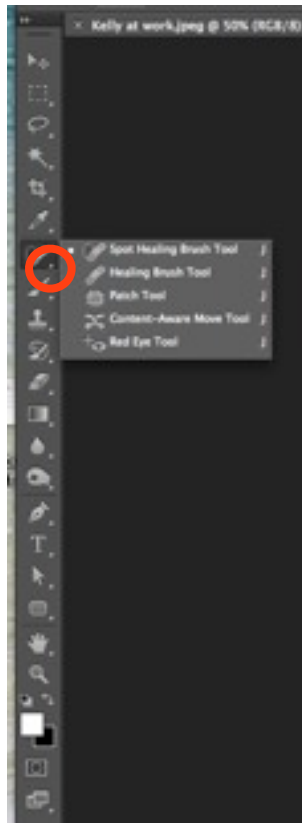
DECEMBER 2012: PATTERNS & TEXTURES

Most things have a texture, though for some subjects you may have to look close. Texture and pattern gives an image added interest, and for this month, it needs to be the main theme. Some ideas for this would be clouds, animal fur, cloth, tree bark, leaves, wood grain, carpet, moss, lichen, rope, various art forms, grass, shells, rough rock, flowers, feathers, pottery done in a certain way, a car grill or some aspect of a mode of transportation, sponge, fibers of various sorts, animal skins such as alligator or snake, bricks, the keys on your keyboard, or a pile of chains or wire. Feeling creative? See if making the image black and white, or adding an artistic filter would make the image “pop.”

OCTOBER PHOTOSHOP TIP OF THE MONTH

Kelly Walkotten

I often find that many people do not know about these tiny little arrows that hold so many more options! These tiny arrows are pretty much on every tool bar across Photoshop. Every time you see an arrow, remember you have more choices or options available. I assure these arrows will open you up to a whole new world.



PHOTOGRAPHY TALK

Steve Scherbinski

Artprize has come and gone. I was especially interested in the photography this year, because one of these years, I'm going to enter. Its just so far I haven't had anything I really consider good enough. From what I've seen so far, there is very little good photography. I'm going to rant first about the Artprize photography from a technical perspective.

Some Rants

When you display a photograph, make sure it is printed correctly. Ensure the color is correct, or at least what you want it to be. Ensure the print has the proper exposure or once again, the tonality is where you want it.

If you use a mat, ensure that it is cut correctly and isn't crooked. Make sure the frame and glass is clean.

If you aren't using a mat, but mounting the print on gator board, at least ensure the board is cut clean and the print is mounted flat.

Most of these things would seem to be common sense to me. And it may not matter for the public voting. But it matters for jurors. If someone is voting on your photography, whether to win a prize or to include it in a display, the physical details are the first thing noticed and the easiest reason to discard a print. In other words craftsmanship counts.

Last of all, read the rules. Carefully. Read them again. Put them down and read them a day later. In other words read them until you understand them. If the rules say all work must be framed and glassed, do not submit anything else.

The Art

There were some fine examples of photography this year, just not much of it.

I did like the entries at Fountain Street Church. Two different entries dealt with self image, one whose name I don't remember dealt with a woman who felt she was a man and documented her process of changing into mens clothes. The other, titled "Sex and Disabilities" was a reminder that disabled people are still people. The photographer, who appeared in the work, is a student at Kendall who was injured 2 years or so ago, and is confined to a wheelchair. I chatted with him a bit, he is a very interesting individual. His work was on the short list for the 2d jurors award, but didn't get picked. Both of these works did contain nudity, but I think it was tastefully done, and was important to the message the photographers were trying to get across.

There was also a set of work by a Grand Rapids Community College student in one of the downtown banks. It had a series of self portraits of her defying gravity. I thought they were well done and an interesting concept.

There were a couple of other photography pieces I liked but nothing that jumped out at me. There were some other interesting pieces I could appreciate. I especially like the installation pieces. The horses in the Grand River made a great piece to photograph. I went back a couple of times to try to get a good shot. The Chinese Lantern launch was also another great place to watch and get photos.

As usual, Artprize provided some good work, some bad work, a lot of conversation and some great things to photograph. Whether you were out for the art, the people or just to see what the hoopla was about, I hope you took your camera.

If you are looking for Lightroom presets, make sure you follow the Lightroom Killer Tips page. New stuff posted pretty much every week.

<http://lightroomkillertips.com/>

APRIL MINI PROGRAMS

Plan ahead! April 2013 is Mini Program month. Imagine a theme, combine some of your photos and give us a show. You could be the winner, of the audience's vote, and receive your very own River City Camera Club t-shirt. Possible theme ideas are Hobbies, Flowers, Travel, Your Favorite Place, A Tribute, An Event, an Activity, or your own theme.

Mini-Program Rules:

1. **Format:** DVD, Flash drive or Slides with your own slide projector.

2. **Content:** Photos and music. No videos.

3. **Program Time Limits:** 3 minute minimum and 5 minute maximum

4. **Submission requirements:**

- DVD, Flash drive or Slides
- Written title
- Short written descriptive paragraph
- Deadline: April 3, 2013, 7:00 pm
- Submit to: Kelly Walkotten

5. **Limited number of programs:** Only the first 12 programs submitted are eligible.

6. **Voting:** All members present will be able to vote for their favorite mini-program.

If you need help putting together your program or are willing to help someone else in our club, contact Patrick Gaffney at vicepresident@rivercitycameraclub.org.

FALL BACK NOVEMBER 4TH.

Remember to turn your clocks back on Sunday November 4th at 2 am. Daylight Savings time will be ending.

DIGITAL CUMULATIVE SCORES	
Huff	260
Povenz	261
Keigley	257
Dyk	253
VandenBoon	248
Walkotten	243
Gaffney	237
Tamblin	228
Wysocki	118
Greer	105
Eichner	101
Christrup	97
Heydenburg	76
Heibel, K.	74

PRINT CUMULATIVE SCORES	
Walkotten	135
Heydenburg	65

OCTOBER DIGITAL COMPETITION

First	Last	Category	Score	Title
Elaine	Christrup	Assigned	18	Puppy Love
Elaine	Christrup	Assigned	19	Solitude
Cal	Dyk	Assigned	22	July 4th Fireworks
Cal	Dyk	Assigned	19	Pool Party
Jack	Eichner	Assigned	19	Happiness is ...
Patrick	Gaffney	Assigned	20	Unexpected Gift
Patrick	Gaffney	Assigned	19	I Finally got Yah
Lori	Huff	Assigned	21	I love you Mom
Lori	Huff	Assigned	21	Nursing
Marilyn	Keigley	Assigned	20	Class is Cancelled
Marilyn	Keigley	Assigned	20	Your Heritage
Kevin	Povenz	Assigned	23	The County Fair
Kevin	Povenz	Assigned	18	An Open Window
Julie	Tamblin	Assigned	20	Happiness Is Bath Time
Julie	Tamblin	Assigned	20	The Perfect Shot
Sharon	VandenBoon	Assigned	21	Aloft in a Hot Air Balloon
Sharon	VandenBoon	Assigned	18	Happiness is Being in a Parade
Kelly	Walkotten	Assigned	19	Happiness is A Doobie
Kelly	Walkotten	Assigned	21	Happiness is A Little Flapper
Elaine	Christrup	Creative	19	Sunny Side up
Elaine	Christrup	Creative	23	Translucent Hostas
Jack	Eichner	Creative	21	Rushing Waters
Patrick	Gaffney	Creative	19	Spot Focus Exercise
Marilyn	Keigley	Creative	22	Lake Superior Shack
Julie	Tamblin	Creative	20	Inner Circle Harbour
Cal	Dyk	Photo Journalism	19	McCormick Bridge
Jack	Eichner	Photo Journalism	20	Kite Surfer

OCTOBER DIGITAL COMPETITION

Marilyn	Keigley	Photo Journalism	22	Hoop Dance
Marilyn	Keigley	Photo Journalism	19	Killing Native
Kevin	Povenz	Photo Journalism	24	Off Road Race
Sharon	VandenBoon	Photo Journalism	20	Canon Blast
Elaine	Christrup	Nature	18	Delicate in Pink
Cal	Dyk	Nature	23	Antelope Canyon
Cal	Dyk	Nature	22	Winding River
Jack	Eichner	Nature	21	Leap Of Faith
Jack	Eichner	Nature	20	Yummy
Patrick	Gaffney	Nature	22	Forest Reflections
Lori	Huff	Nature	23	Day Dreaming
Lori	Huff	Nature	21	Coming at you
Marilyn	Keigley	Nature	20	Sandpiper
Kevin	Povenz	Nature	24	Silver Lake Sunrise
Kevin	Povenz	Nature	22	Young Deer
Sharon	VandenBoon	Nature	23	Rock Pigeon by Ocean
Sharon	VandenBoon	Nature	21	Stalking Great White Heron
Kelly	Walkotten	Nature	23	Elk Buggling
Patrick	Gaffney	Open	22	A Different Perspective
Patrick	Gaffney	Open	20	Darwin & Fosterian Hybred Tulip
Lori	Huff	Open	21	Harris Hawk
Lori	Huff	Open	24	House Finch
Kevin	Povenz	Open	23	Sunset
Julie	Tamblin	Open	23	Fisgard lighthouse
Julie	Tamblin	Open	21	Sailing Superior
Sharon	VandenBoon	Open	23	Wild Water at South Haven
Kelly	Walkotten	Open	24	Bond Falls
Kelly	Walkotten	Open	24	The River City
Cal	Dyk	Portrait	23	Senegal Beauty

SEPTEMBER PRINT COMPETITION

First	Last	Category	Score	Title
Kelly	Walkotten	Assigned	22	Mating Turkeys
Kelly	Walkotten	Assigned	24	The Fair
Larry	Heydenburg	Nature	22	Stork
Kelly	Walkotten	Nature	21	Sunflower Field
Kelly	Walkotten	Nature	23	The Take Off
Larry	Heydenburg	Open	23	Wild Goose Island
Kelly	Walkkotten	Open	22	Driving the Covered Wagon
Kelly	Walkotten	Open	23	Mackinaw Bridge Sunrise
Larry	Heydenburg	Portrait	20	Glamor Glow

SEPTEMBER DIGITAL COMPETITION

First	Last	Category	Score	Title
Cal	Dyk	Assigned	21	Fire Fighters
Cal	Dyk	Assigned	21	Lightening
Patrick	Gaffney	Assigned	20	Freedom Wall 34
Patrick	Gaffney	Assigned	18	Garage Wall
Linda	Greer	Assigned	21	A Long Way Down
Linda	Greer	Assigned	20	Setting Up
Larry	Heydenburg	Assigned	18	Waiting for ? Summer
Lori	Huff	Assigned	22	Cortez Wildfire
Lori	huff	Assigned	23	It's Gonna Hurt
Marilyn	Keigley	Assigned	23	Hi School
Marilyn	Keigley	Assigned	22	Tied Up Herring Gull
Kevin	Povenz	Assigned	21	Hand-n-Hand
Kevin	Povenz	Assigned	22	Jungle Dreaming
Julie	Tamblin	Assigned	22	Jump
Julie	Tamblin	Assigned	20	Travelin' Gals

SEPTEMBER DIGITAL COMPETITION

First	Last	Category	Score	Title
Sharon	VandenBoon	Assigned	23	By River Bank Run Finish
Sharon	VandenBoon	Assigned	21	Outhouse 500
Kelly	Walkotten	Assigned	22	Michigan Games BMX Racing
Kelly	Walkotten	Assigned	23	The Performer
Lori	Wysocki	Assigned	20	Night at the Whitecaps
Lori	Wysocki	Assigned	19	Staying in the Car
Marilyn	Keigley	Creative	24	Lake Michigan Art
Marilyn	Keigley	Creative	21	Vice Royalty
Julie	Tamblin	Creative	22	Butchart Flower Garden
Sharon	VandenBoon	Creative	21	Fuchsia Water Lily
Linda	Greer	Photo Journalism	21	Gentle Win
Marilyn	Keigley	Photo Journalism	21	Traverse Bay Competition
Cal	Dyk	Nature	21	Antelope Canyon
Cal	Dyk	Nature	21	Michigan Lilies
Patrick	Gaffney	Nature	19	Tiny Butterfly
Patrick	Gaffney	Nature	18	Water Flow
Larry	Heydenburg	Nature	19	Stork
Lori	Huff	Nature	20	Bobwhite
Lori	huff	Nature	21	Fox Kit
Kevin	Povenz	Nature	19	Butterfly
Kevin	Povenz	Nature	20	What U Lookin' At?
Julie	Tamblin	Nature	18	Through the Trees
Sharon	VandenBoon	Nature	18	American mink
Sharon	VandenBoon	Nature	18	Reeds in Evening
Kelly	Walkotten	Nature	23	Gabbro Falls
Kelly	Walkotten	Nature	20	Tom Turkey
Lori	Wysocki	Nature	20	Contrasting Landscapes
Lori	Wysocki	Nature	19	Tetons Sunrise
Cal	Dyk	Open	21	Gold Finch
Patrick	Gaffney	Open	21	Lonely Lilly

SEPTEMBER DIGITAL COMPETITION

First	Last	Category	Score	Title
Linda	Greer	Open	22	Ansels Fav
Linda	Greer	Open	21	Old Friends
Kim	Heibel	Open	18	Lake Como Italy Lovers
Kim	Heibel	Open	18	Venice Colors
Larry	Heydenburg	Open	21	Wild Goose
Lori	Huff	Open	21	A Leap of Faith
Lori	Huff	Open	22	Cubby Play Time
Marilyn	Keigley	Open	23	Lake Superior Sunset Wave
Kevin	Povenz	Open	22	Spinning Wheel
Kevin	Povenz	Open	23	Sunset Fire
Julie	Tamblin	Open	20	Before the Storm
Julie	Tamblin	Open	22	Lily
Sharon	VandenBoon	Open	21	The Glow
Kelly	Walkotten	Open	21	Cleveland Skyline
Kelly	Walkotten	Open	23	Twilight Swim
Lori	Wysocki	Open	20	Looking Out
Lori	Wysocki	Open	20	Back light
Cal	Dyk	Portrait	20	Baking Bread
Patrick	Gaffney	Portrait	19	Cool Kid
Kim	Heibel	Portrait	19	Lady Of The Lake
Kim	Heibel	Portrait	19	Happy Contemplation
Larry	Heydenburg	Portrait	18	Glamore Glow

We meet at Covenant Village of the Great Lakes at 2510 Lake Michigan Drive N.W. in the community room at 7:00 pm. For driving directions, see the website at

<http://rivercitycameraclub.org/drivingdirections.html>
